



V246-12F AND V243-12I Flared Connection Valves Bodies

Spartan Peripheral Devices 2 way V246-12F series male flared, and V243-12I female flared, globe control valve bodies (union ports on both ends) are available in 1/2" size.

They are designed for hot or chilled water and 50% glycol with a standard EP cartridge, or for high differential pressure applications with a balanced EB cartridge and for low pressure steam applications up to 15PSI with a steam rated EV cartridge.

See Spartan cartridges data sheet.

They are compatible and interchangeable with the complete line of Spartan control valve actuators (wireless, electric, electronic, pneumatic and thermostatic). See Spartan actuators data sheet.

The commercial application globe valve bodies utilize low zinc antidezincification bronze and are guaranteed for the life of the building.

GENERAL SPECIFICATIONS

Body Material: Low zinc bronze, alloy C84400

Pressure Rating: ANSI 250 (400 PSI at 32°F to 150°F, 250 PSI at 250° F) PN25

Max. Test Pressure: 1200 PSI (81 bar)

Max. Δ Pressure: 50 PSI (3.5 bar) can be exceeded but with possible water noise

Valve Stem: "Mirror – maker" burnished 303 stainless steel stems

Rangeability: 100:1

Stem Travel: 5/32" (4mm)

Stem Position: UP = valve open (default position), DOWN = valve closed

Weight: V246 - 7.8oz (220g),
V243-12I – 12.7oz (360g)

INSTALLATION INSTRUCTIONS

When installing it is essential that the flow follows the arrow that is embedded into the valve body casting. The packing, plunger and cartridge can be easily replaced by using the AV08 Packing Wrench. This product must not be used outside of the specified applications. Installation should only be carried out by a licensed and trained installer. All local regulations and codes must be followed, and complied with, during the installation of this product.

HOW TO ORDER

1. Choose your valve body.
2. Choose an internal cartridge according to your application and CV. See Spartan cartridges data sheet.
3. Choose an actuator.

For a complete overview, see our **Zone Valve Selection Guide.**

STEP 1 Choose a valve body				STEP 2 Choose an internal cartridge		STEP 3 Choose an actuator
VE	246	12	N	EP	1.0	4340

ACTUATOR TYPE: see Data Sheets

SELECT Cv VALUE


CARTRIDGE TYPE: see Cartridge Data Sheet

F = Male Flared thread, I = Female Flared Thread

VALVE SIZE: 12 = 1/2"

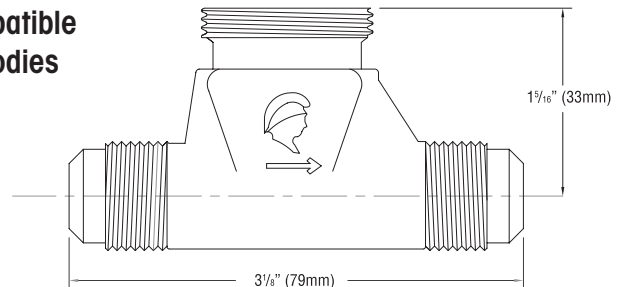
VALVE BODY TYPE: V246-12F = Honeywell compatible, V243-12I = Erie compatible

VALVE ASSEMBLY TYPE: Select E for Electric, P for Pneumatic, or T for Thermostatic



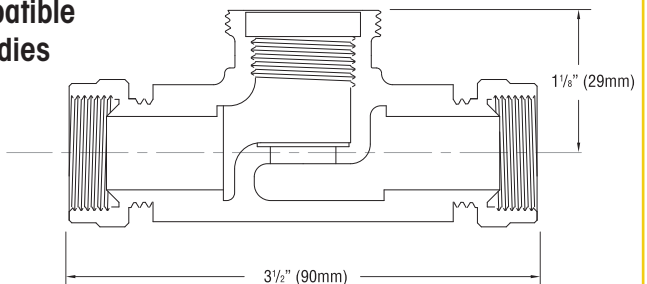
V246-12F - Compatible with Honeywell bodies VP527 series

V246-12F valve body with male thread for 45° SAE flared union nuts



V243-12I - Compatible with Erie valve bodies

V243-12I valve body with female thread for 45° SAE flared union nuts



Select CV and cartridge type.