



Thermostatic Actuators OT1100, OT2100, OT5100

The OT1100, OT2100, OT2115, OT5100 family of self acting thermostatic interchangeable actuators on all Spartan 2-Way valve bodies.

They are designed for the control of hot and chilled water and low pressure steam. These compact self acting thermostatic actuators are liquid filled for fast reaction to temperature change at the sensing point. On a rise in temperature the liquid within the metallic bellows expands, opposing the action of the return spring within the valve body moving the valve stem. An insulated heat barrier prevents the heat from the valve stem effecting the operation. The entire actuator can be removed without tools for service or replacement with simple thumbnut mounting ring. Temperature adjustment stoppers inside the unit can be set to prevent set point tampering.

The complete range of thermostatic actuators can be installed on V240FLT, V241, V243, V243-12I, V245, V246-12F and V261 two way Spartan Zone Valve bodies in 1/2", 3/4" and 1" sizes.

SPECIFICATIONS

Actuator types:

OT1100 - Direct Coupled

OT2100 - Remote Bulb with 6.5'(2m) capillary

OT2115 - Remote Bulb with 16.5' (5m) capillary

OT5100 - Wall Mount Sensor and Adjuster 6.5'(2m) capillary

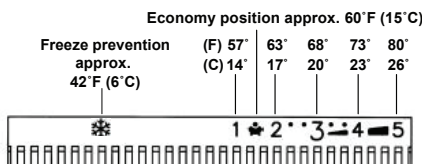
Force: 27lb (120Newton)

Temperature range: 40° to 85°F (5° to 30°C)

Temperature setting scale 1 to 5;

57°F(14°C), 63°F(17°C), 68°F(20°C),

73°F(23°C), 80°F(26°C)



Set Point memory clip.

Economy Energy saving setting

* Freeze Protection Setting. 42°F (6°C)

Maximum Temperature: 180°F (80°C)

Stroke: 3.5 mm

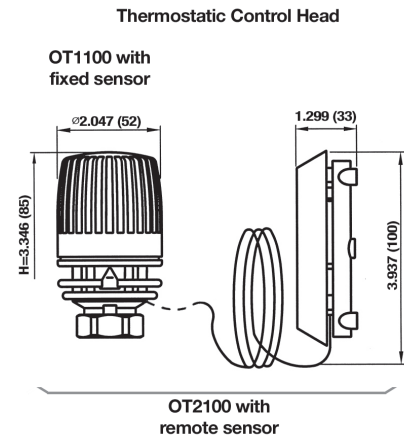
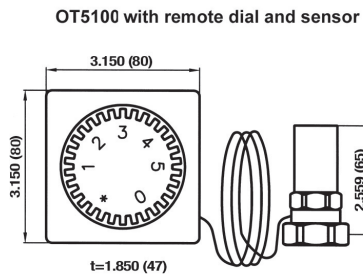
Set point limit stops

Maintenance Free



All valve bodies have replaceable cartridges for ease of maintenance. Stem, packing, disc and spring are replaceable as a cartridge inline without removing the valve body. Choice of Cv's (Kv's) is available, see Valve Body Data Sheet.

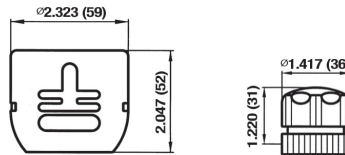
DIMENSIONS



ACCESSORIES

Theft protection OM1200 for OT1100, OT2100, OT2115

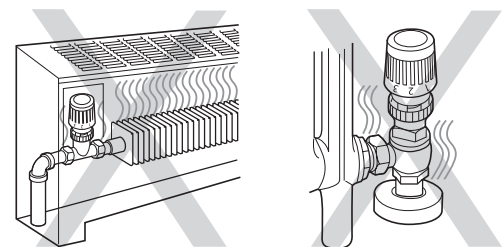
Manual control knob OM1100



INSTALLATION INSTRUCTIONS

The actuator can be installed in any direction as long as it is away from the heat source and in free circulated room air.

The Actuator mounting thumbnut is to be tightened by hand only, using tools may result in over-tightening.



Keep actuator away from heat source in free circulated room air.

Valve Body	Description	Size	*Cartridge CV/KV selection	Actuator OT1100	Actuator OT2100	Actuator OT5100	EV/EP Cartridge Max. Close-off PSI / Bar	EB Cartridge Max. Close-off	
V240 - 2 way valve body - union connection both ports									
V240-12X	2 Unions in-line - Select 1/2" or 3/4"		BC-0.15,0.25	VT240-BGXX-1100	VT240-BGXX-2100	VT240-BGXX-5100	60 / 4.0	-	
V240-34X	unions, solder S or threaded N		(EV, EP or EB)-0.50,1.0,1.5,2.0,2.5,3.5	VT240-EP/EBXX-1100	VT240-EPXX-2100	VT240-EPXX-5100	35 / 2.4	100 / 6.8	
V241 - 2 way valve body - female port in, X union connection port out									
V241-12	Single Union Straight	1/2"	BC-0.15,0.25	VT241-12-BGXX-1100	VT241-12-BGXX-2100	VT241-12-BGXX-5100	60 / 4.0	-	
V241-12	Female port in	1/2"	(EV, EP or EB)-0.50,1.0,1.5,2.0,2.5,3.5	VT241-12-EPXX-1100	VT241-12-EP/EBXX-2100	VT241-12-EP/EBXX-5100	35 / 2.4	100 / 6.8	
V241-34	Male union out	3/4"	(EV, EP or EB)-1.0,1.5,2.0,2.5,3.5,4.5	VT241-34-EP/EBXX-1100	VT241-34-EP/EBXX-2100	VT241-34-EP/EBXX-5100	35 / 2.4	100 / 6.8	
V241-10		1"	(EV or EB)-6.0,6.4,8.0,9.0	VT241-10-EBXX-1100	VT241-10-EBXX-2100	VT241-10-EBXX-5100	-	100 / 6.8	
V243 - 2 way valve body - female port in, X female port out									
V243-12	Female by Female Port	1/2"	BC-0.15,0.25	VT243-12-BGXX-1100	VT243-12-BGXX-2100	VT243-12-BGXX-5100	60 / 4.0	-	
V243-12	Straight	1/2"	(EV, EP or EB)-0.50,1.0,1.5,2.0,2.5,3.5	VT243-12-EP/EBXX-1100	VT243-12-EP/EBXX-2100	VT243-12-EP/EBXX-5100	35 / 2.4	100 / 6.8	
V243-34		3/4"	(EV, EP or EB)-1.0,1.5,2.0,2.5,3.5,4.5	VT243-34-EP/EBXX-1100	VT243-34-EP/EBXX-2100	VT243-34-EP/EBXX-5100	35 / 2.4	100 / 6.8	
V243-10		1"	(EV or EB)-6.0,6.4,8.0,9.0	VT243-10-EBXX-1100	VT243-10-EBXX-2100	VT243-10-EBXX-5100	-	100 / 6.8	
V245 - 2 way valve body - female port in, X female port out									
V245-12	Direct solder body	1/2"	BC-0.15,0.25	VT245-12-BGXX-1100	VT245-12-BGXX-2100	VT245-12-BGXX-5100	60 / 4.0	-	
V245-12		1/2"	(EV, EP or EB)-0.50,1.0,1.5,2.0,2.5,3.5	VT245-12-EP/EBXX-1100	VT245-12-EP/EBXX-2100	VT245-12-EP/EBXX-5100	35 / 2.4	100 / 6.8	
V245-34		3/4"	(EV, EP or EB)-1.0,1.5,2.0,2.5,3.5,4.5	VT245-34-EP/EBXX-1100	VT245-34-EP/EBXX-2100	VT245-34-EP/EBXX-5100	35 / 2.4	100 / 6.8	
V260 - 2 way angle valve body - double union OR V261 - 2 way angle valve body - single union									
V260/V261-12	Angle body	1/2"	(EV, EP or EB)-0.50,1.0,1.5,2.0,2.5,3.5	VT26X-12-EP/EBXX-1100	VT26X-12-EP/EBXX-2100	VT26X-12-EP/EBXX-5100	35 / 2.4	100 / 6.8	
V260/V261-34	Single or Double Union	3/4"	(EV, EP or EB)-1.0,1.5,2.0,2.5,3.5,4.5	VT26X-34-EP/EBXX-1100	VT26X-34-EP/EBXX-2100	VT26X-34-EP/EBXX-5100	35 / 2.4	100 / 6.8	
V261-10		1"	(EV or EB)-6.0,6.4,8.0,9.0	VT261-10-EBXX-1100	VT261-10-EBXX-2100	VT261-10-EBXX-5100	-	100 / 6.8	

*Select CV from available cartridges and replace XX with CV value in complete port number of the assembly. †Maximum differential pressure to prevent water noise.